


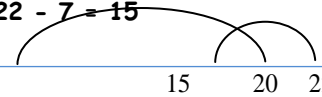
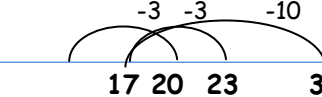
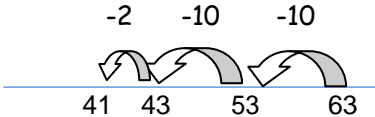
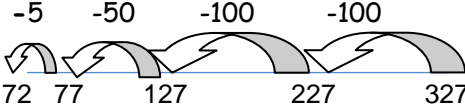
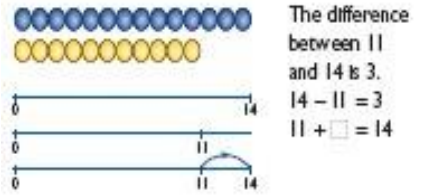


St John the Baptist CofE Primary School Progression in Subtraction

SUBTRACTION

Skills and knowledge covered	Visual models and prompts	Jottings	Expanded written method	Compact, most efficient method
<ul style="list-style-type: none"> <li>Subtraction facts to 10, then 20</li> <li>Counting on and back in 1s and 10s</li> <li>A secure understanding of bridging to the next 10 or 100</li> <li>Understanding of place value</li> <li>Partitioning of numbers</li> <li>All number bonds to 20</li> </ul> <p>Subtraction can be seen as:</p> <ul style="list-style-type: none"> <li>Taking away, by counting back</li> </ul> <p><b>Key vocabulary:</b> Subtract, decrease, take away, minus, fewer, less than, how many left?, difference between, exchange</p>	<p><b>Using apparatus</b> to show one quantity with some removed</p>   <p>Numicon</p> <p>Counting back, pointing to the numbers on the number line. Starting with your finger already on the largest number.</p> <p><b>6-3= Starting at 6 counting back 5,4,3</b></p>  <p><b>Subtracting a single digit number from a 2 digit number</b></p> <p>22 - 7 = 15</p>  <p>Then a 2 digit from a 2 digit.</p> <p>33 - 16 = 3</p> 	<p><b>Number line:</b></p> <p>63-22= 41</p>  <p>327-255= 72</p>  <p><b>Finding the difference</b></p>  <p>The difference between 11 and 14 is 3. 14 - 11 = 3 11 + 3 = 14</p>	<p><b>Partitioning:</b></p> <p>63 - 22 = 63 - 20 = 43 43 - 2 = 41</p> <p><b>Expanded column method:</b></p> <p>63 - 22 = 41 (when no exchanging is needed)</p> $\begin{array}{r} 63 = 60 + 3 \\ - 22 = -20 + 2 \\ \hline 40 + 1 = 41 \end{array}$ <p><b>Expanded column method with exchanging:</b></p> <p>63 - 27 =</p> <p>You cannot take 7 away from 3, so we are exchanging 10s for ones.</p> $\begin{array}{r} 63 \text{ step 1 } 60 + 3 \\ - 27 \quad \quad - 20 + 7 \\ \hline \end{array}$ <p>Step 2 - The question is now different</p> <p>50 + 13 (exchanged from the Tens)</p> $\begin{array}{r} 50 + 13 \\ - 20 \quad 7 \\ \hline 30 + 6 = 36 \end{array}$	<p><b>Column method (no exchanging):</b></p> $\begin{array}{r} 389 \\ - 274 \\ \hline 115 \end{array}$ <p><b>Column method (with exchanging):</b></p> $\begin{array}{r} 389 \\ - 274 \\ \hline 115 \end{array}$ <p><b>Column method using decimals:</b></p> $\begin{array}{r} 389 \\ - 274 \\ \hline 115 \end{array}$

Children to use Numicon or Dienes blocks whilst exchanging at this stage